



ST. JOSEPH'S SCHOOL
Summer Holiday Homework 2024

CLASS: LKG

Dear Parents,

As summer vacations begin, it is time for our students to enjoy and nurture their bond with family, friends and relatives. Children are born with creativity and the innate curiosity to learn about the things around them. It is vital to help them keep this spark alive and to make learning fun. So, here we have some meaningful and creative activities to occupy the little ones in their free time. We have also incorporated a few worksheets for the revision of the concepts taught in the class.

We wish you and your family, healthy and safe Summer Holidays.

Watch the video and do the activity

- Crumble a paper and paste the balls on a sheet. <https://www.youtube.com/watch?v=zBO9tpl-nxM>
- Paper tearing and pasting activity. <https://www.youtube.com/watch?v=IUY4NrPeHJY>
- Make different shapes with clay and paste them on a sheet.
- Do pasta threading activity. <https://www.youtube.com/watch?v=nuhcLLRFqVk>

Simple tasks should be assigned such as counting and getting objects from the refrigerator or the dining table, counting the trees and collecting the leaves while morning and evening walk.

Note - Complete all the pasting work and craft work in scrapbook.

Language Development

Encourage your child to talk in English at home, using simple sentences. We teachers are trying to teach the children to use simple sentences like:

- Learn your introduction:
 - (i) My name is
 - (ii) I study in class LKG.....
 - (iii) I am..... years old.You can add more lines to the introduction of yourself.
- Day to Day Conversation's:

1. Excuse me Ma'am	8. May I go to play.
2. May I go to toilet?	9. Please give me pencil/ book etc.
3. May I wash my hands?	10. Please take my pencil / book etc.
4. May I drink water?	11. Please help me.
5. Please open my Tiffin.	12. Please put my shirt in/ Please tuck my shirt in.
6. Please close my Tiffin.	13. I am thirsty, please give me water.
7. May I fill my water bottle?	14. I have finished my work / food etc.

Similarly, children can be encouraged to use simple words and sentences at home too, like:

- Mumma, please give me something to eat.
- Can I have a glass of water please?
- I am feeling sleepy.
- I am hungry/famished.
- May I watch T.V?
- My stomach is aching etc.....

If we teachers and parents together make a sincere effort, we can help our children learn to understand and speak English well.

MOVIE TIME

‘Togetherness is happiness.’ Just click on the links given below and make your child watch these suggestive movies. Help your child to make a stick puppet of his/her favourite character.

- DELHI SAFARI <https://www.youtube.com/watch?v=tuw9Pi5cyko>
- RABBIT SCHOOL <https://www.youtube.com/watch?v=CnyD2rN6lsA>
- JUNGLE BOOK <https://www.youtube.com/watch?v=BSaz3-MuTEE>

Written and Oral Work

ENGLISH-

- Fill ‘English Activity book Level - I’ from page no.- 09 to 11.
- Learn rhymes from page no.- 3 to 4 from book ‘Learning buds 4 in 1’
- Do the revision of Phonic Sounds of alphabets A to Z. <https://www.youtube.com/watch?v=NJqOFG1Yv7I>

HINDI-

- Fill ‘Hindi Activity book Level – I’ from page no.- 08 to 10.
- Learn rhymes from page no.- 42 to 44 from book ‘Learning buds 4 in 1’.
- Do the revision of varnmala अ to अः

MATHS-

- Fill ‘Maths Fun(1-100)’ book from page no. – 05to 08.
- Learn counting from 1 to 25.

DRAWING-

- Colour ‘Creative art & craft’ book from page number – 3 to 6.

Conversation-

- Learn conversation from page no.- 19 & 20 from book ‘Learning buds 4 in 1’.


Instructions

- Complete all the pasting work and craft work in scrapbook.
- Everything should be done by the child itself.
- Encourage, guide and help your child through these activities. Please do not do them yourself.
- We expect holiday homework to be completed.

MATHS FUN

Fill in the missing numbers.

1			4	
	7			10
			14	
		16		18
				20



Count the objects and write the number inside the box.

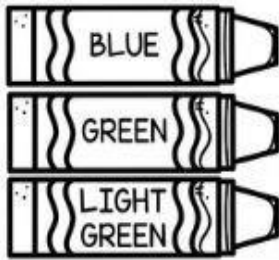
 <input type="text"/>	 <input type="text"/>
 <input type="text"/>	 <input type="text"/>
 <input type="text"/>	 <input type="text"/>
 <input type="text"/>	 <input type="text"/>

HINDI

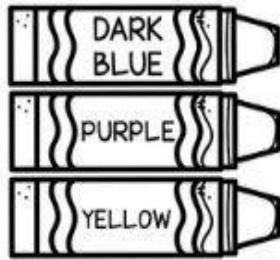
सही अक्षर पर गोला लगाओ

 इ (अ) ए	 औ इ ओ	 ए उ अ	 अं ओ ए
 अं औ इ	 ए आ ई	 अ: ओ ऐ	 ऊ ओ इ
 ई उ इ	 अं ओ ऊ	 औ ऋ आ	 ई उ ऊ

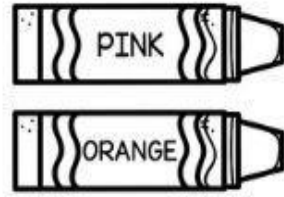
Color by NUMBER




= 1
= 2
= 3



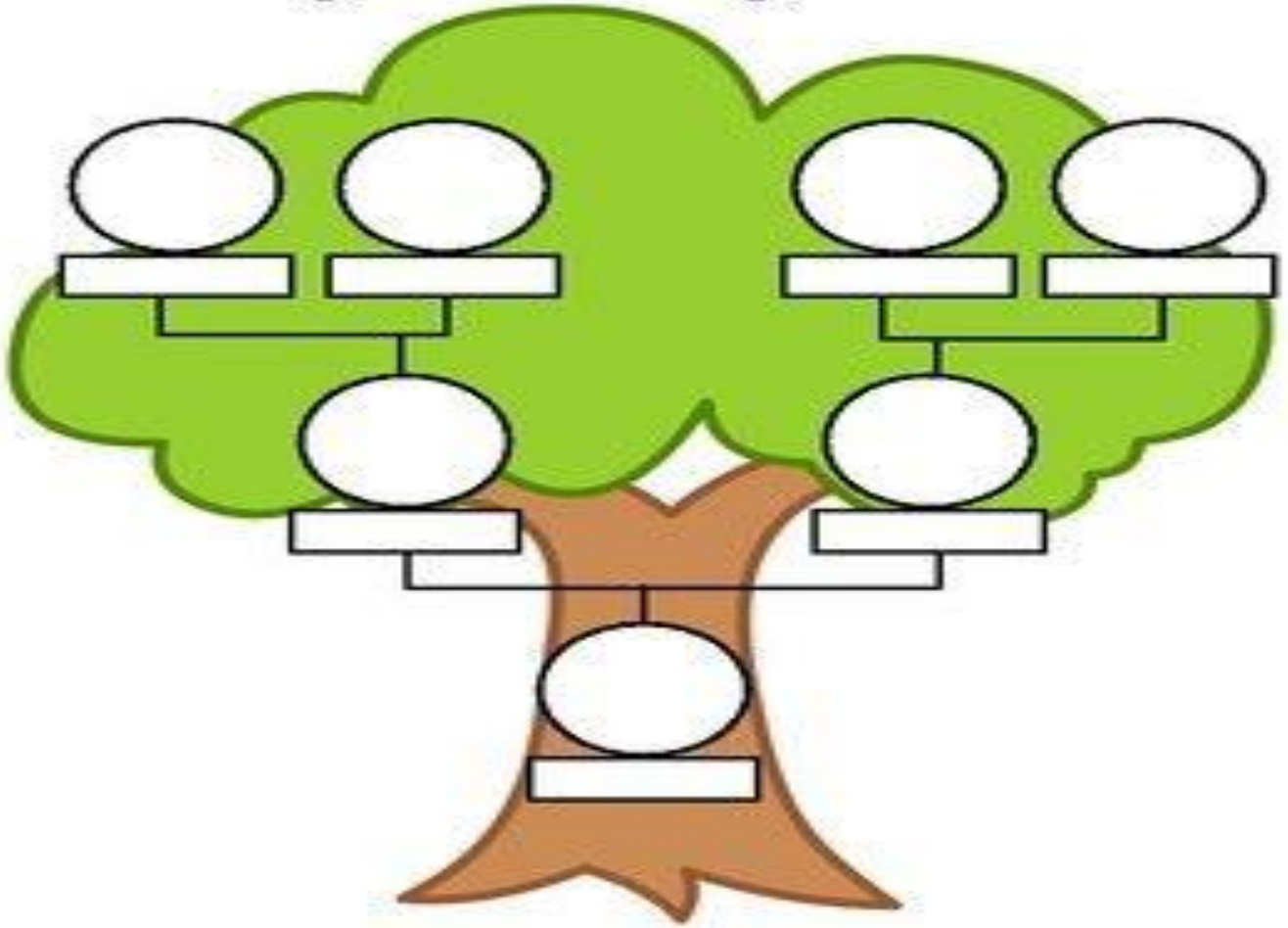
= 4
= 5
= 6



= 7
= 8



My Family Tree



ENGLISH

Write the first letter of the pictures.

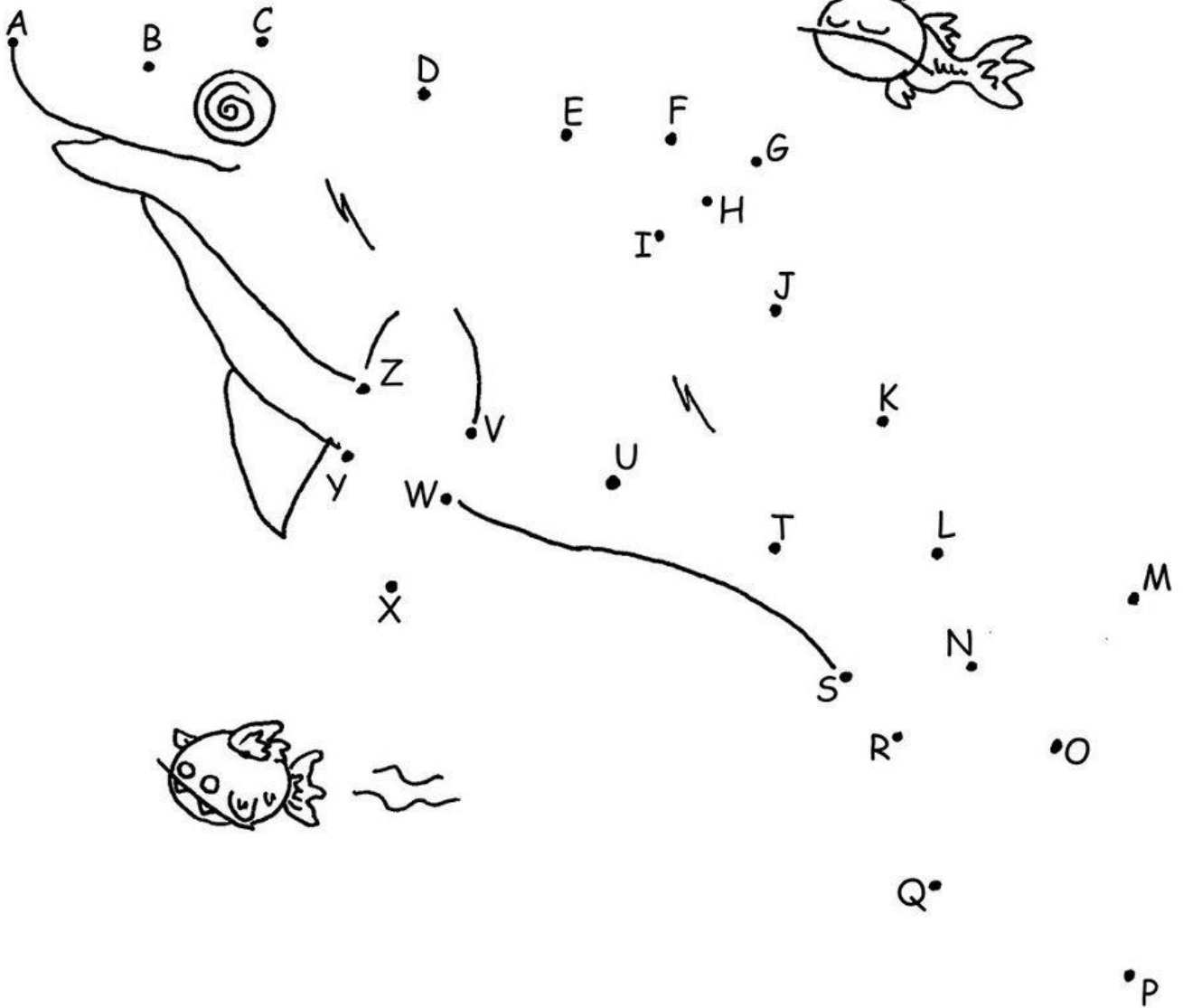




What is it?

Connect the dots from A-Z to find out what it is?

What do you like?

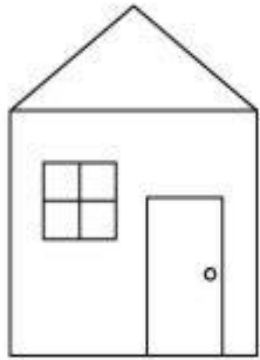
I like _____.



Name: _____ Date: _____

Personal INFORMATION

A picture of my house:



A picture of my family:



My address is:



My phone number is:
